

SOCIAL SCIENCE

STANDARD THREE

TERM - I

Textbook Team

AUTHORS

Prof. T. MURUGAVEL,
Dept. of Humanities and Social Science,
Sri Venkateswara College of Eng,Sri Perumpudur.

Tmt. S.Chitra,
Govt. High School,
17,Asthinapuram,Kattangolothur,
Kancheepuram.

Tmt. A.Kalaivani,
Panchayat union middle school,
kalampalayam, thondamuthur.
coimbatore.

Tmt. Meerabai Gopi,
TI Matric Hr Sec School,
Ambattur, Thiruvallur.

Tmt. Srikala,
Valliammal Matric Hr Sec School,
Chennai.

Tmt. Jeba Punitha,
MCC Matric Hr Sec School,
Chetpet, Chennai.

Tmt. Prema,
Leo Matric Hr Sec School,
Chennai.

Reviewer

Thiru. V. EXPEDITH,
Senior Consultant, SSA,DPI, Chennai.

Tmt. SUMITRA GOWTHAMA,
Out reach co-ordinator,KFI,Chennai.

AUTHOR CUM CHAIRPERSON

Tmt.INDRA KOSALRAM,
Govt.Hr.Sec.School, Perangiyur, Villupuram District.

DTP

Thiru Sarath chandran

LAYOUT, ART

Thiru R. BALASUBRAMANIAN,
Govt.Hr.Sec.School.Surilipatti,Theni District.

ARTIST TEAM

Thiru M. JOHN RAJA, P.U.P.SVengadesapuram,Cuddalore District

Thiru S. MANOHARAN, Govt.Hr.Sec.School. Silamalai,Theni District.

LAYOUT DESIGN

Thiru N. SRINATH

PREFACE

The new edition aims at making children to work-individually in small groups. Group learning promotes peer learning and improves social interactions. It is enriched by a variety of visual aids such as illustrations, photographs, diagrams, maps and tables.

Stories and narratives have been used as a tool for sensitizing the child to achieve the desired competencies at class III. The language used in the book is in the 'commonly spoken' form.

The book is Activity-Based with introduction of colouring activities, conversational skills and teacher's note and ultimately is a learner centered. Inbuilt questions, with interesting exercises and colourful illustration to maximize the learning process and stimulate the children's curiosity to learn further

- ▶▶ to Know about environment (surroundings)
- ▶▶ the directions road rules and safety.
- ▶▶ to understand about travel and means of transport
- ▶▶ food and health
- ▶▶ public service
- ▶▶ collect information about my district
- ▶▶ five physiographical divisions of land in Ancient Tamilnadu
- ▶▶ to admire the nature
- ▶▶ stories from history to read and enjoy

The chapters have stories of real events or inform the children about exciting characters drawn from every day life, in order to help and keep the children abreast of the latest developments. This book serves as a field for growth.

The content in the book is centred on the child, providing space to explore and to make the children active participants in the process of learning



I am Meena.

In my Home..

I like to...


sing songs.

eat tasty food.

hear stories from my grandmother.

go out with my parents.

play with my brother.



In my neighbourhood...

I like to...

play with my friends.

go to the market with my mother.

play on the swing in the park.

ride a bicycle in the playground.



At school.....

I like to...
grow plants.
dance, sing, draw and make things.
learn along with my friends .
be appreciated by my teacher for good work.
play in the evening with my friends.
Like Meena, you can list down
what would you like to do? Write.



At my.....

Home

Neighbourhood

School

I like to...

I like to...

I like to...

Blank space for writing.

Blank space for writing.

Blank space for writing.


Blank space for writing.

Blank space for writing.

Blank space for writing.




Latha, Jamal, John and Mary are studying in class III.
They come from different neighbourhoods.
Let us listen to what they are going to tell us:



I am Latha.
I live with my parents in Kilappakkam
village. We have a cow in our house.



My name is Jamal.
I live in Nagore with my
grandparents, parents,
aunt and uncle,
brother and
two cousins.



I am John.
I live in an
apartment in Tambaram
with my aunt,
uncle and sister Mary.



Where and with whom do
you live? Draw and write.





As you see, families are of different kinds. There are big families, small families and joint families.

Do you live in a small family or a big family? _____



Meena said.....

I love my family. My mother hugs me when I return home from school. She listens patiently when I tell her all about my day. I get angry when my brother argues with me. At such times, my grandfather consoles me. My family takes care of me in so many ways.

'I can share my thoughts with my family. When I am happy or sad or angry, I can talk to some one at home,' said Jamal.

Will you share about yourself? Here are some questions for you.

Do you have a pet name at home? What is it? _____.

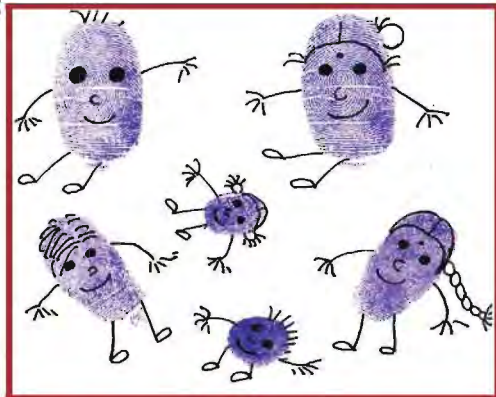
What language[s] do you speak at home? _____.

Whom do you speak to, when you are sad? _____.

Whom do you speak to, when you are scared? _____.

Whom do you go to, when you have doubts in your lesson? _____.

Whom do you go to, when you have made a mistake? _____.



Meena made thumb impressions and turned them into pictures of her family. You can also do this!

Collect information from your home.

Your grandfather's native place...

Your grandmother's native place...

The names of their childhood friends...


The games they played during their childhood...

Which of those games do you play even now? If no, why don't you learn some of them?

Among those games which game do you like the most? Why?


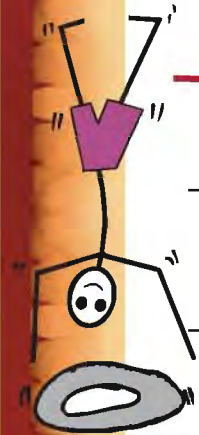
Do you like to play alone or with your friends?

With whom do you play?



At School

At Home



This is the home of Sumathi and Saran. They say,
"In our home we have the freedom to speak what we think, and
we always share the house work... there is a lot of love."

Look at these pictures - they show you how Sumathi and Saran
help at home...



Do you help at home? How?

How do you spend your holidays with your family?

Draw a picture of your home.
Sketch it with trees and flowering plants that you like.






2. My neighbourhood

A neighbourhood is an area where many families live together. In a neighbourhood, there may be roads, railway lines, bus stops, markets, ration shops, places of worship, different kinds of plants, animals, insects and birds. Many people live in a neighbourhood.

Let us meet Latha, Jamal, John and Mary. Here, they tell you about their neighbourhood.

Latha




I live in a separate house in a village called Kilapakkam. It has around 500 houses. There are many streets connecting these houses. I live in Anna Street. There are 25 houses in our street. We have one common tap from which we collect water and also one ration shop. We get our provisions from the ration shop. There is also a small shop, where my mother buys me sweets. My father, Nallathambi, works in a hotel in Chennai and comes home during week ends. I play 'paandi' with my friends Kala and Vanathi in the evenings. Their parents are farmers. We celebrate different festivals and share sweets. We go to school together.

Where does the family get its provisions from?

What does Latha play with her friends?

What do they all do together?



Jamal

I live with my grandparents, parents, brother, aunt, uncle and two cousins in Nagore. My house is near the seashore. My grandfather is a fisherman. There are many houses next to ours, may be 30 houses in the same row. Most of the men here are fishermen. My father and my uncle also go to fish in the sea. I have lots of fun in the evenings, playing with my brother and cousins.



Where is Jamal's house?
 With whom does Jamal live?
 Draw Jamal's neighbourhood.

We live with our aunt and uncle in Tambaram, a suburb of Chennai. We live in a flat. There are forty families living in our apartment complex. Our parents are working for a Non-Governmental Organization [NGO] near Tirunelveli and they visit us often. Tambaram is a very crowded neighbourhood. All the children in the flats play together in the evenings. But we all go to different schools. Mary loves to visit Vandalur Zoo, which is close by, because there are lush green plants and animals there.

Mary



Where is John and Mary's house?
 Why do they live with their aunt?
 Why does Mary like to visit Vandalur Zoo?

John



Write about your neighbourhood with the help of your teacher.

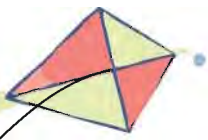
Meena and her neighbourhood

Look at this picture and write down what Meena shares with her neighbours.



Whom do you like the most in your neighbourhood? Why?





Me, My Neighbourhood

Some of us have lived in one place all our lives.
Some others have moved to other places.
What about you?



Find out from the elders at home and from your neighbour and fill in.

Questions	At home	From your neighbour
For how many years has your family been staying here?		
Where did your family live before coming here?		
Two places which you like the most near your house.		



My school.....

School is like a very big family, because it teaches you about life. It is a place where you spend a lot of time, building relationships with your classmates and teachers and learning many things.





It is also like a neighbourhood because there are responsibilities to share. Our teacher teaches us to read and write. We also learn good manners and gain knowledge and skills.

The school office staff keep all the school records. The Principal makes sure that the school runs smoothly. In schools run by the government, the noon meal worker cooks our noon meals. When required, there are people who take care of the plants, the maintenance and safety of the school. All of them make it possible to make learning a joyful experience for us.

Date : 6.7.2012
Day : Friday

III STD

Roll : 20 + 18
Present : 19 + 18

We should.....

- ★ come to school on time.
- ★ keep our class room neat and clean.
- ★ throw waste in the dustbin.
- ★ always follow the queue.
- ★ ask questions one at a time in the class room.
- ★ water the plants in our school everyday.



Do you follow these instructions in your school?

Among these, which one do you feel is the most important? Why?



Keep your surroundings clean and tidy

Read the instructions on the boards at the Zoological Park.
Why are they kept there? How are they helpful?

What will happen if you do not follow these instructions? Complete:

If we spit on the road, we spread disease.

If we waste water, _____

If we don't stand in a queue, _____

If we tease animals, _____

If we don't use the dust bin, _____

If we don't keep our surroundings clean and tidy, _____






3. On my way to school...



Every day, on our way to school, we cross many different kinds of trees and vehicles, hear the chirping of birds, along with a variety of other sounds, pass many known and unknown people and experience different sights.

Every day, as we come to school, we learn many new things.



These are what Meena observes usually when she goes to school.

Circle what you see on **your** way to school.



In the space given, draw an interesting scene that **you** have observed on your way to school.

Routes we travel by....

We choose a definite direction to reach a place.

This is how other creatures too do!



Here is a bird.

How does it find its way to its nest?

Are there any landmarks that help it

find its way?




Here are two monkeys.

How do they move in the forest

in search of food?

Do the trees in the forest

look like pathways for the monkeys?



Fish move in groups - in the sea, river, lake or pond.

Are there paths in the water that they see and swim through?

How can **you** find the way from your home to school?

When people move from one place to another, they use different roads.

There are single-walker footpaths, there are mud roads on which bullock carts move, and tar roads connect bigger places like towns, cities and villages.

National Highways connect different states and cities in India.

We can remember any route by the different places we cross on our way there.

Can you name a few places that you cross on your way to school?

For instance, you might say, 'I live near a level-crossing'. Is there a bakery or a park next to your house? Is there a place of worship?

On my way to school, I cross _____

Everybody in a village town or city has an address, or a way by which they tell every one exactly where they live. This address is also called a postal address because it helps the postman to bring letters to your home. It is important to remember your postal address because it helps you find your way back if you are lost.

Do you know your postal address?

Name : _____
Door Number and Street or Road : _____
Area : _____
Town / City : _____
State : _____
Pincode : _____



A Warning

It is important to be safe at all times on our way to school. Later on we will learn the road rules and how to follow them. On your way to school, do not speak to strangers and take gifts or sweets they give.




It is fun to think in what other ways we can write our address. You could say, for instance, that you live in a green coloured house close to a huge neem tree. Or you might say that your neighbour's balcony has many fragrant rose plants or a bird's nest. Remember, your home is a place that you can touch, hear, see, and smell!



Can you think of another way in which you can say your address? Do try.

There is another easy way of telling your friend how to come to your home - by using your right and left hand.



If you turn towards your right hand side, then you say, 'I am turning to my right.'



If you turn towards your left hand side, then you say, 'I am turning to my left.'

To make sure that you are giving the right directions to your home, here is another interesting game that you can play with your friend. It is called a Mirror Game. **Stand facing each other.** If you are A, then your friend is B. Imagine that your friend is a mirror image. Lift your right hand up.



Which hand will your friend lift up? _____. Touch your left ear.

Which ear will your friend touch? _____ . You can

now direct your friend by saying, "Turn **right**, then turn **left** after the level crossing, and walk straight - my flat is in the third building on the **right**."



You come to school almost every time you leave home.
Do you know your school address?



Name of the School :

Door Number :


Street or Road :

Area :


Town/City: State : Pincode :

Like you, Kalai also studies in Class III and she walks to school everyday with her friends, Mekala and Ayesha. Today it is raining.  Kalai is carrying an umbrella.  As she and

her friends walk along the  pond, they hear the frogs croaking-  k..r...r..k k..r...r..k  They see an

 egret. Kalai jumps like a frog. Mekala tries to fly like an egret.


"I have seen this bird sitting on the cow's back", says Kalai.

"Now it is not raining", says Ayesha. As  the sun comes out, they see their shadows in front of them. They all run. As

they run, they try to step on their shadows. But they cannot! Ayesha says, "I can step on your shadow, but I can't step on mine!" Can you say why? As I move, my shadow moves along with me.

On your way to school have you seen your shadow?
Where, behind you or in front of you?





After crossing the pond, there is a beautiful field and an Ayyanar statue on the way to school.

They now cross an orchard. It is full of mango trees. 'I like to eat mangoes,' says Kalai. A small dog joins them for a while. They now come on to the tar road. They see a bus. Sameer is in it. Along the road, they see a



small shop. Near the shop,



there is a zebra crossing. They

carefully wait till the road is clear and then cross the road. After that, they turn right into a small lane and they are in front of their school gate. As they enter, they hear their school bell ring.







See and answer:



List what Kalai, Mekala and Ayesha saw on their way to school.



See the map and answer using different colour pencils.

-  Sketch the path that Kani takes to school.
-  Sketch two different routes that Ravi can take to go to school.
-  Tick what Kalai sees on her way to school.
-  Circle the shops that are in the map.
-  What do you find on the way to school from Kabir's house?
-  How many turnings does Kani have to take on her way to school? Count and write. _____

Children may form groups and play a memory game with what they saw on their way to school.


Is your best friend's house far or near your house?

FAR NEAR



What do you see on your way to school?

On the right side, I see _____

 On the left side, I see _____

Who comes with you to school everyday?



◆ _____
◆ _____
◆ _____







Are there schoolmates who live close to you? Write their names.

Tick ✓ the water bodies you have seen in your area.

River	<input type="checkbox"/>	Tank	<input type="checkbox"/>	Sea	<input type="checkbox"/>
Lake	<input type="checkbox"/>	Stream	<input type="checkbox"/>	Puddle	<input type="checkbox"/>
Pond	<input type="checkbox"/>	Well	<input type="checkbox"/>	None	<input type="checkbox"/>

KEEP A WEATHER CHART

Do you notice the weather, when you go out of your home?
Note the dates/time when it is

Date	hot 	mildly warm 	cool breeze 	cloudy 	rainy 	Cold 
Yesterday						
Today						

On your way to school, you would have seen different people doing different jobs. List them.

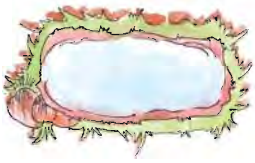


To sum up...

List what you have observed on your way to school in the table given below - an example has been given to help you.

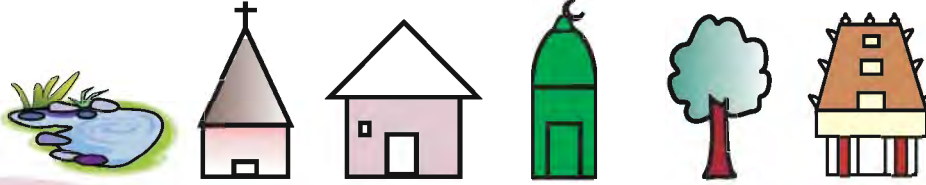


BUILDINGS	TREES	THINGS	ANIMALS
Post Office	Neem	Waste Bin	Dog



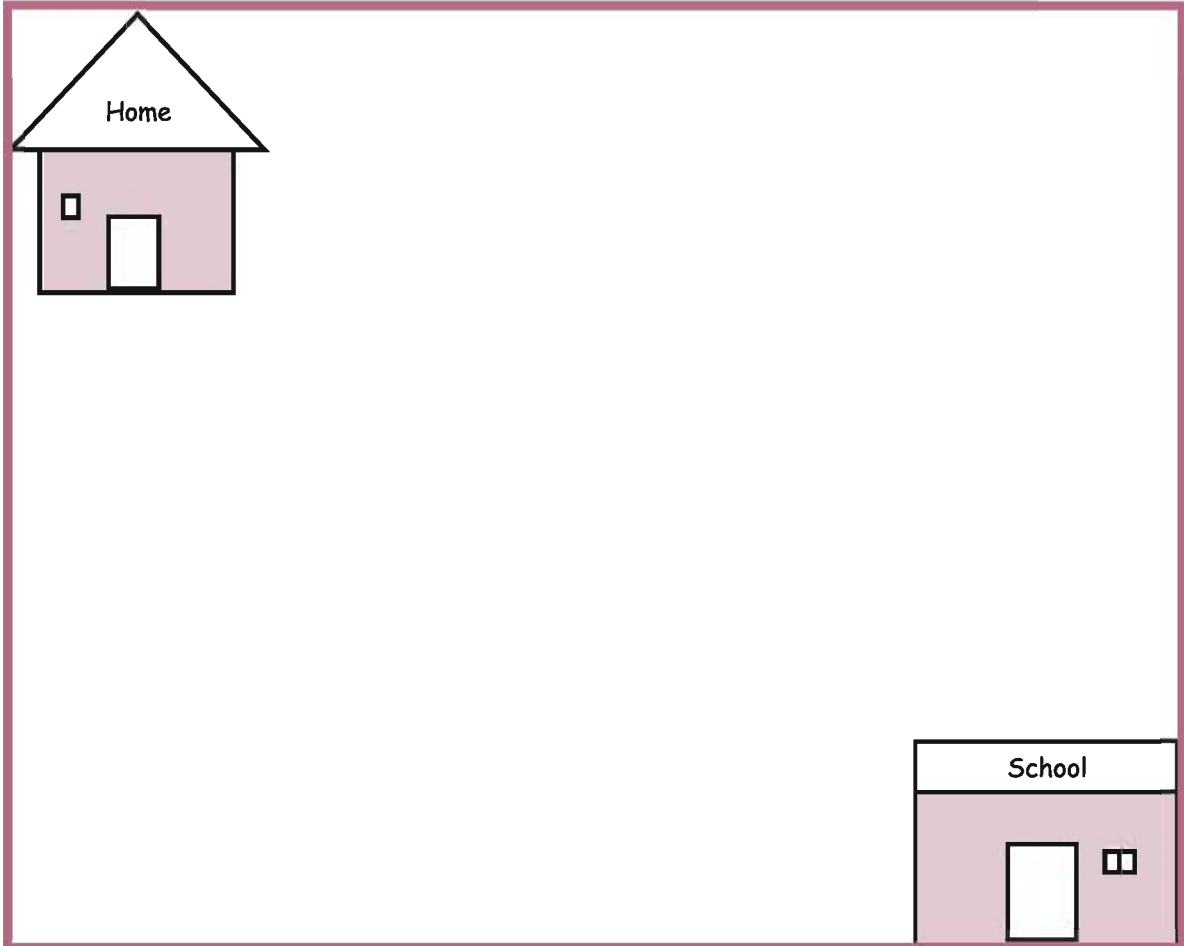
Let us have fun!

Observe your way to school closely for two days. Here are symbols for places or buildings you may see. Create your own symbols for other places you see.



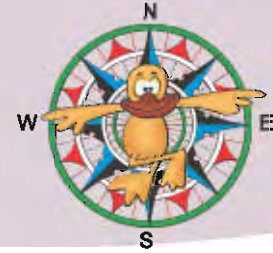
You can draw your symbols here.

Draw the path you take from home to school.





4. Know your directions




Kavita and her friend Malar live in opposite houses on the same road. They are studying in the same school in Class III. Both of them walk to school together every day and are good friends. They are learning about directions in their Social Science class. On the way to school that day, Kavitha and Malar had a heated argument about whether they had to turn to the left or right to go to their school. "We have to turn left. I know it", said Kavita. "No", said Malar. "We have to turn right".



They kept arguing all the way to school. In school, they waited eagerly for their teacher. The moment she entered the class, they ran to her and told her of their confusion. "You both are correct", said the teacher, smiling. Can you guess why?

Can you locate which is Kavita's house and which is Malar's house?





In class, the teacher said,
 "Let us play a small game".
 You play it, too!



The teacher asked the children
 to stand up. She asked, "What do you see in front of
 you?" I see _____.

"Now, turn to your left.

What do you see?" I see _____.



"Turn to your left. What do you see?"

I see _____.


"Turn to your left again.

Now, what do you see?"

I see _____

"Turn to your left again".

"You have made a full
 circle around yourself".



"Now let us play the same game by
 turning to the right", said the teacher.

When you get up in the morning, can you see where the sunlight comes from? That direction is the East. In the evening, look at where the sun light comes from. That direction is the West. This helps us to find out in which direction we are moving.



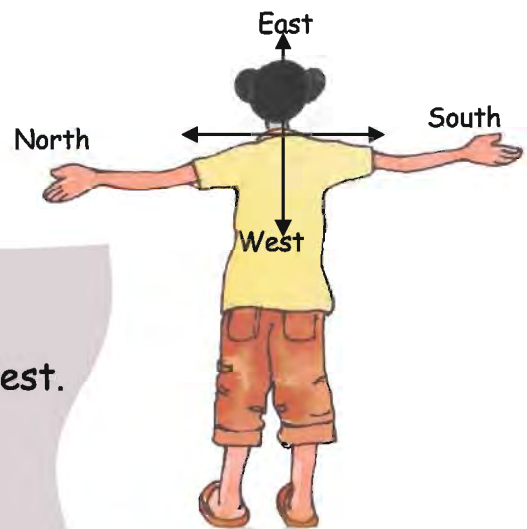
There are four main directions. They are North, East, West, and South. The sun helps us to find the directions.

Do this Exercise: Learn the Cardinal Directions

Stand facing the sun in the morning.

We face the East and behind us is the West.

Our right hand points towards the South and our left hand, towards the North.



"These directions don't change wherever we go on earth.

Remember this and you will never be lost," said the teacher smiling.

"Always check the time of day to be correct while telling the direction."


The teacher then showed them two pictures.

"The first picture shows Appu standing in front of his school at 8.30 in the morning.

The second picture shows Appu facing his home at 4.30 in the evening. Can you teach him the cardinal directions?" asked the teacher.

Show the directions to Appu.

Morning





East








West



Evening

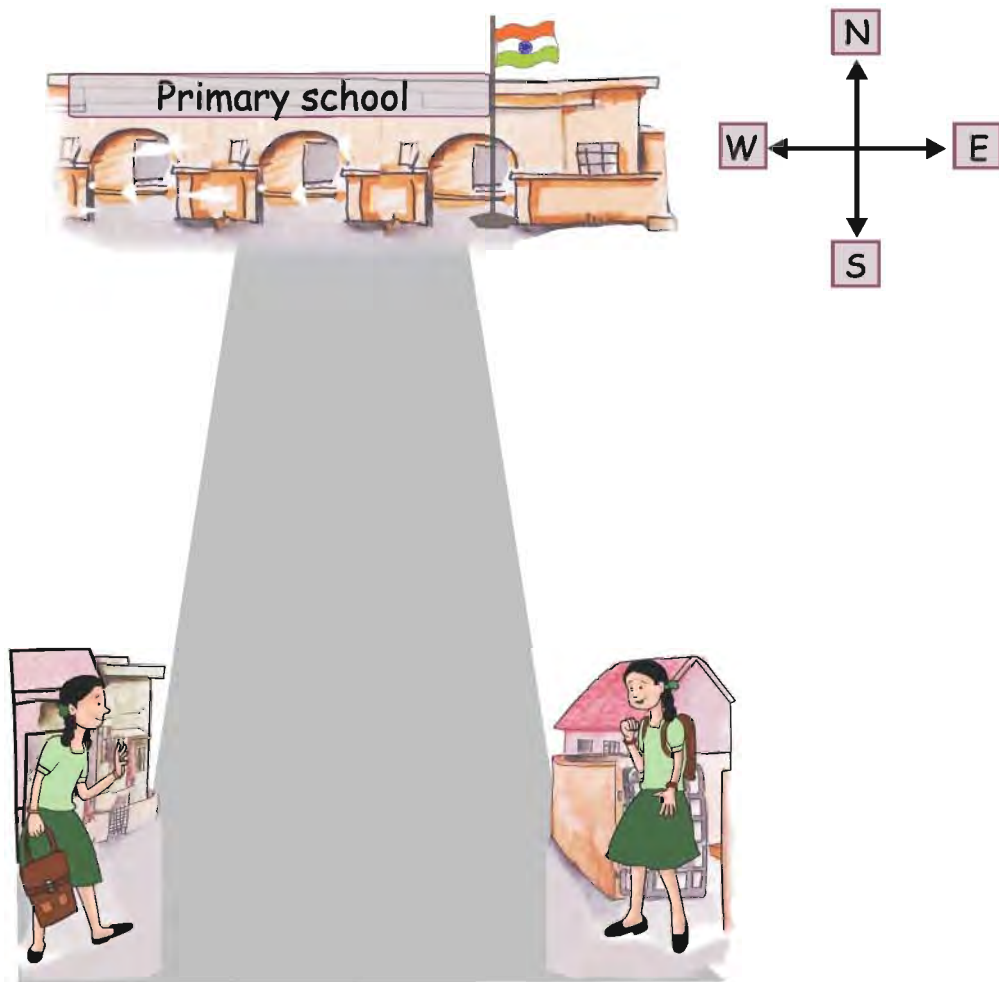


Kavita now understood the four cardinal directions. "We both turn North to come to school", said Kavita.

If both Kavita and Malar are to turn to the North to come to school Kavita has to turn left and Malar has to turn right. Can you say which direction their houses face?'

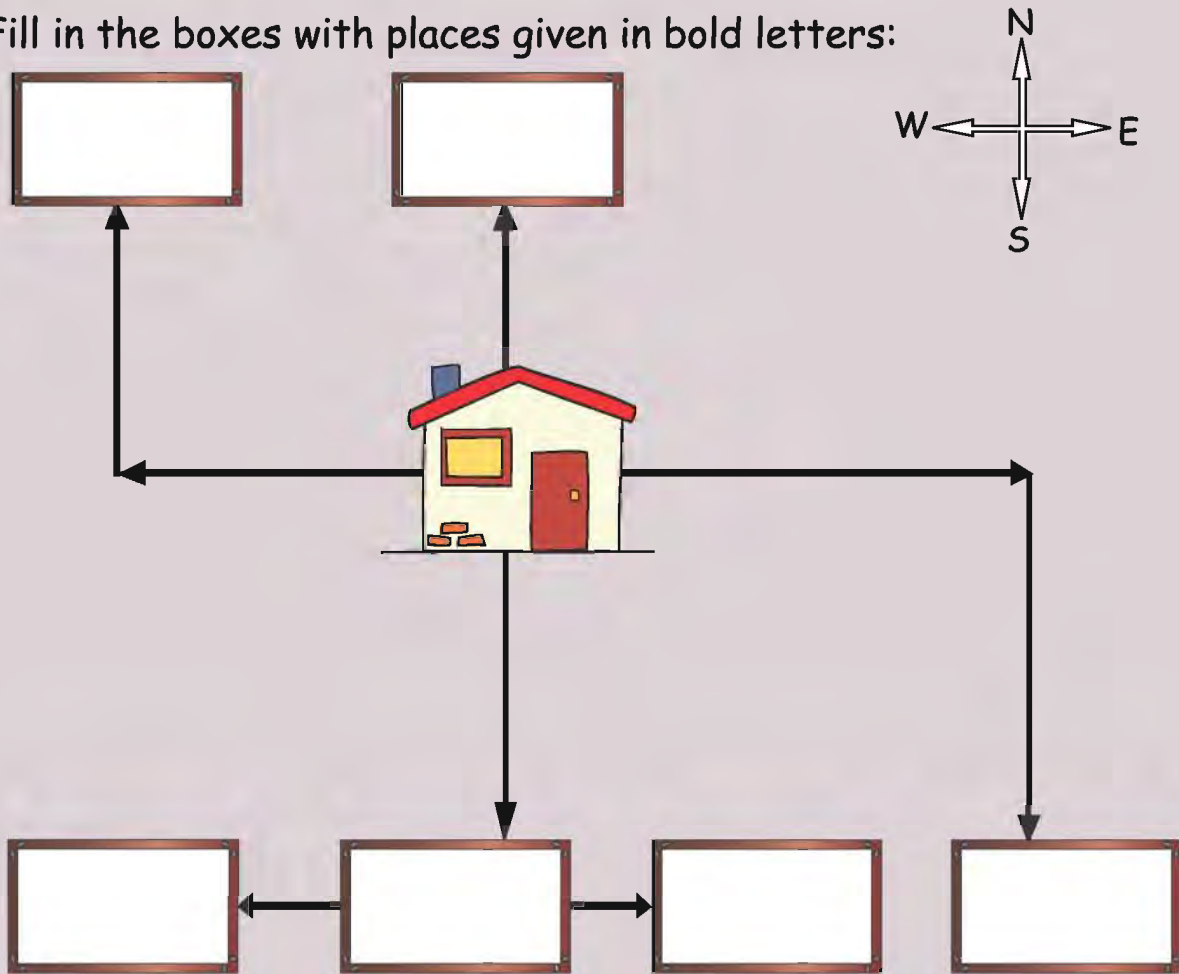
Kavita's house faces _____ .

Malar's house faces _____ .



Directions tell us where specific places are located.

Fill in the boxes with places given in bold letters:



- ❖ From your home, walk towards the West and then turn North. You will find the **park**.
- ❖ From your home, walk towards the North. You will reach the **market**.
- ❖ From your home if you walk towards the East and then turn South you will find the **nursery**.
- ❖ If you go towards the South from your home, you will find a **fancy store**.
- ❖ To the West of the **fancy store** you will find the **school**, and the **police station** to the East of the **fancy store**.

Mariner's Compass

Directions are very important for sailors. His sense of direction guides the sailor to his destination even in fog or rain.



Sailors use an instrument called a compass to find directions while sailing. The needle of the compass always points towards the North.



Read and enjoy! Here is a story for you

To the North of Mayanur village, there was a small forest. To the East of that forest, there was a small pond. Different kinds of birds lived near the pond with their young ones. There were crows, cranes, kingfishers, pelicans and many more.

During summer, the pond dried up gradually.

All the birds gathered together and had a discussion about what they could do.



An old kingfisher said, "There is a tank to the South of Mayanur. That tank never dries up. We can all go there".



A crane said, "Do not go there. It is crowded already".

A crane said, "I remember there is a beautiful river. I will find out where it is from my friends and we can all go there".



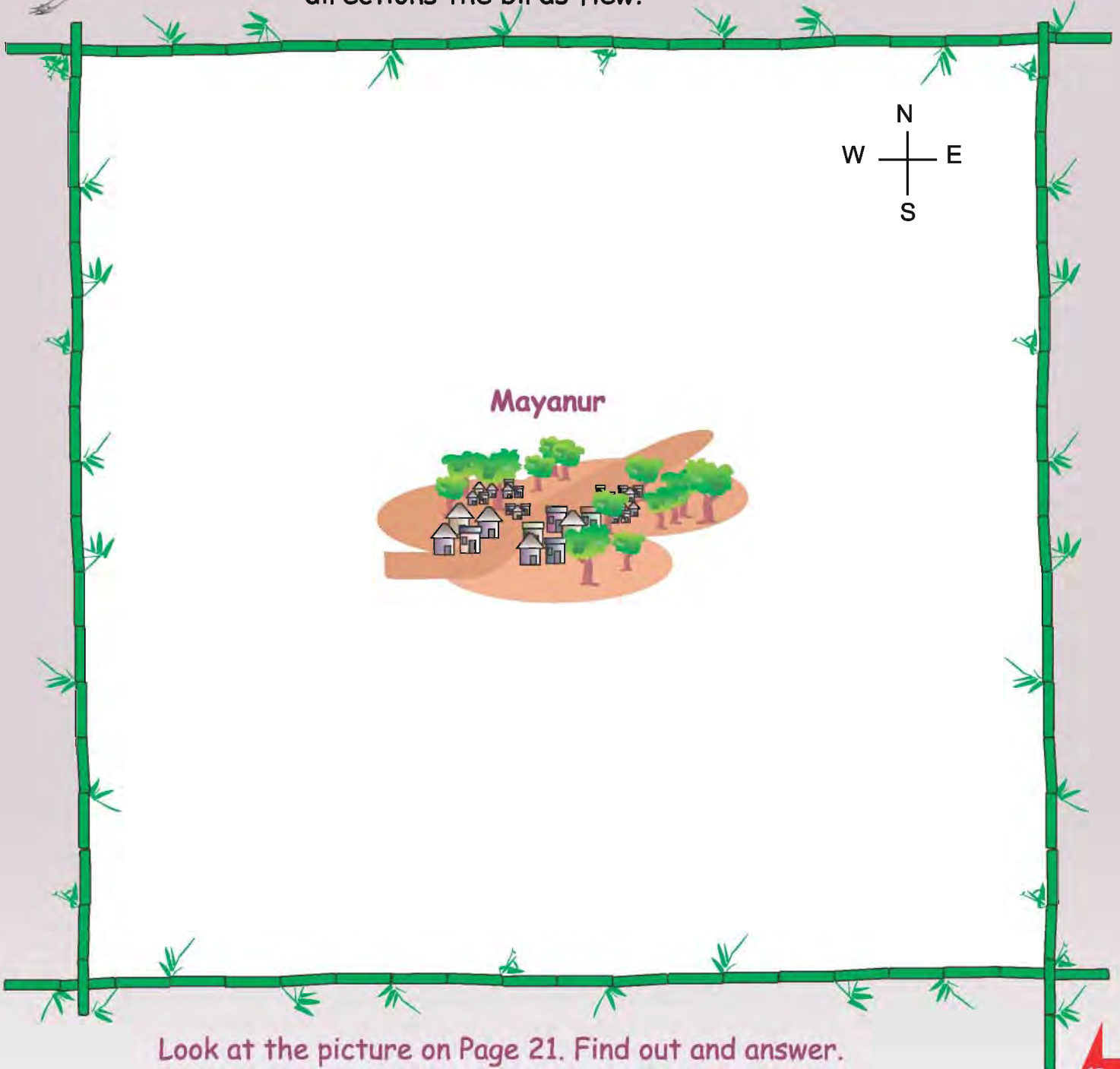
The crane and his friends flew to the West and saw the river from a distance. There were green fields and many trees.

The birds came back and gave the happy news to all the other birds. They all flew to the riverside and spent the summer peacefully.





Can you draw a map that shows in which directions the birds flew?



Look at the picture on Page 21. Find out and answer.

- ✿ What directions does Kani take, to go to school?
- ✿ What is to the West of the school?
- ✿ Kabir's house is located to the _____ of the temple.
- ✿ The railway track is located to the _____ of the church.

5. Are you safe on the road?

It had rained in the morning. Many children came early to school. They were playing outside and drawing lines on the wet sand. Some children were playing 'paandi' (hop and skip) on the sand.

Karthik was having fun. When he saw his teacher, he ran to her and said, "Please look at these lines. Do they look like roads?"

"Yes," said the teacher. The teacher asked them all to clean up and come inside the class. "It must have been fun to make so many roads in the wet sand," said the teacher. "Shall we talk about it? What kind of roads did you make?" asked the teacher.

"All kinds of roads - mud roads, tar roads, big roads, curved roads, straight roads, junctions, main roads and crossroads.....we even ran around the paandi track."

"Name the vehicles that ply on your roads," asked the teacher.

"Car, bus, and auto - there was a traffic jam," said Viji.



“Isaac and Raju banged into each other and fell down,” said Seetha.

“I was trying to cross,” said Raju. “I did not expect that Isaac would stretch his hand suddenly.”

“What happened to the people who were walking?” asked the teacher.



“Well, they did not have any place at all to walk,” said Kannan.

“Shall we speak about why all these things happened?” asked the teacher.

“Nobody listens,” said Reshma.

“Everyone follows their own rules,” said Arul.

“This is happening everyday on the roads, too. Shall we create a few rules that will make sense to everybody? To be safe, you need to **STOP, LISTEN** and only then **START**,” said the teacher.

“Let us form some simple rules for pedestrians,” said Mumtaj.

“Here is mine - walk on the footpaths. They are meant for us.”

“But there are no pavements near my house,” said Meena.

“Walk on the extreme side of the road if there are no pavements or platforms. It will be safe for you,” replied Mumtaj.

“We should not rush, run or play on the road,” said Raju.

“Do not read books or look at hoardings while walking on the road,” said the teacher with a smile.




"When I ride a bicycle to school with my brother, he waves his hands to greet his friends on the road," said Natasha.

"It is distracting and unsafe for both of you," said the teacher.

"Never walk along railway tracks and bridges. Be careful when you cross a railway track. We can also get the help of older people while crossing the railway track. You can use the overbridge or subway if they are available," said the teacher.



"So many rules!" said Kevin. "How will we remember?"



"Let us imagine that we are walking on the road. You must tell me whether what I say is **right or wrong**. Are you ready to do this?" asked the teacher.

If it is **right** colour it **blue**.



If it is **wrong** colour it **orange**.



Walk on the footpath.



When there are no pavements, walk in the middle of the road.



Do not rush or run on the road.



Always play near or on the road.



Skip and play with a ball when you walk. It is fun!



Do not read books as you walk.



Don't look at hoardings or wall posters while walking on the road.



When you are riding a bicycle with your brother to school on the road, greet friends by waving your hands.



Never walk along a railway track.



When you cross a railway track, do not bother about the signal.



"Now, I know what is right, but sometimes I forget!" said Kevin.

The next day, the teacher decided to invite Mr. Arun from the Traffic Department to tell the children about traffic rules. He was very happy to talk to the children. He showed them a picture on road safety rules and explained these rules to the children.



TRAFFIC SIGNS AND OTHER MARKINGS ON THE ROAD

The most common sign is the traffic signal. Everywhere, there are signs to help us to be safe. You just have to look and follow.

Traffic signals regulate traffic.



- Red — STOP
- Yellow — GET READY
- Green — GO




Traffic signs guide the pedestrians.

- STOP — Red ←
- GO — Green ←



Road markings are painted on the road and they are also useful to guide and regulate traffic. Follow the traffic signs and signals for your safety.

Always try to cross the road at zebra crossings. Subways and footbridges are provided on wide roads. We must use subways and footbridges wherever they are provided. When you are at a pedestrian crossing, you must wait for the green signal and also wait until the vehicles come to a complete halt, before crossing.



Wherever there is no zebra crossing, you should wait, look right, left and again right and then cross the road carefully. Before you cross the middle of the road, look again to your left to make sure that there is no vehicle coming. We should not run while crossing a road.

Here are a few signs to follow.



Guarded Rail Crossing



Unguarded Rail Crossing



School Zone



Speed Breaker



Dangerous dip



Left Turn



Right Turn



Bus Stop



No Horn

Why is the driver shouting? _____

boy.....



Look at the given pictures , Use (✓) for do's , (X) for don'ts in the boxes provided.











Match the numbers given in the picture with the words:

Street Lamp



Name Board

Traffic Signal



Footpath

Zebra Crossing



Traffic Police

Colour the pedestrian boxes.

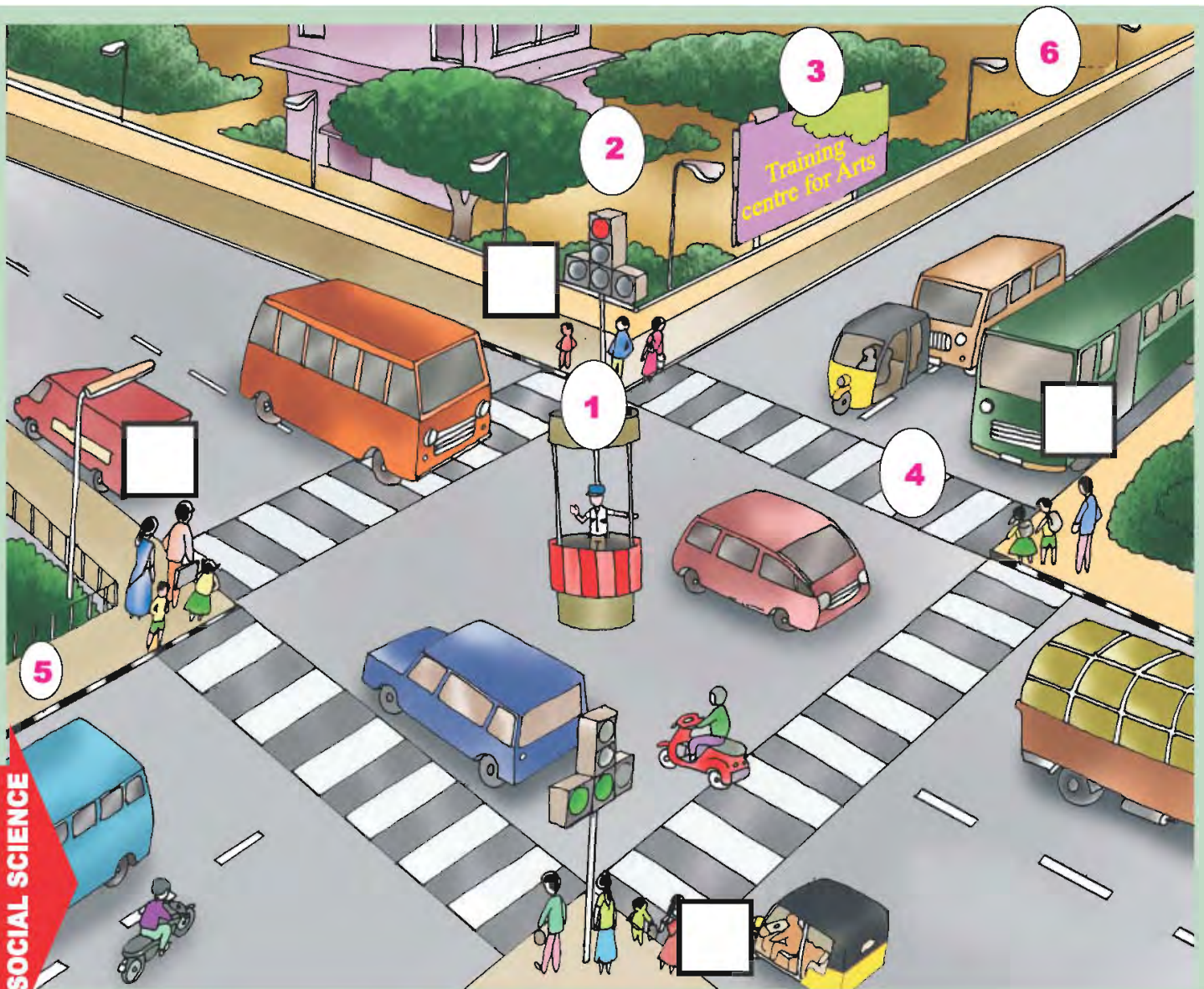
should not cross

red colour




can cross

green colour





Place the traffic signs
in the right places.





SUMMATIVE ASSESSMENT

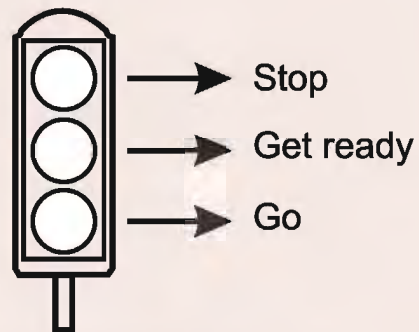
I. What should you do and what you should not.

Mark (✓) for do's and (✕) for do not.

1. Waking up early in the morning ()
2. Spitting in the public places ()
3. Eating road side snacks ()
4. Loving animals ()
5. Using other's things without their permission ()
6. Washing hands and legs after playing ()
7. Keeping objects in the right places ()
8. Playing on the classroom desks ()
9. Scribbling on the school walls ()
10. Helping elders ()

II. Colouring activity .

Colour the Traffic signal with given cues.



III. Answer the following.

1. What are the rules and regulations we follow in the public places?
2. Write the use of zebra crossing ?
3. How do you help your neighbours?
4. What are the four main directions?
5. What should be the rules you follow while crossing the road?

IV. Where is your school located?

Draw the sketch of your school.